




BDi

MEDIA FURNITURE



The most important media component. Always more than meets the eye, BDI media furniture merges innovative engineering and original design to seamlessly integrate technology into the home. From the family room, to the bedroom, to the boardroom, there's a BDI solution for any setting.

HIGH
PERFORMANCE
FURNITURE



CONTENTS

Choose the Perfect Furniture	2
High Performance Features	4
Avion	6
Avion Noir	10
Cavo	12
Corridor	16
Marina	22
Mirage	24
Nora	28
Novia	30
Ola	34
Revo	36
Semblance	38
Signal	44
Sweep	46
Vertica	48
Arena TV Mount	52
Model Selector	54
Finishes	56

More than a collection of audio and video components, your media center is the entertainment hub of your home. With countless options, how do you choose furniture that is best for both your style and your electronics? Whether you are looking to house a TV and soundbar or a full blown multi-channel system, make sure the furniture that you select meets your needs.

CHOOSE THE
PERFECT
FURNITURE

Sweep 8438

EQUIPMENT

The size of your TV and the number of components that make up your media system will play a large part when considering your needs. While there are exceptions, TVs generally look best when resting on furniture that is at least as wide as the TV. If you choose a stand that is too wide, your screen may appear small in comparison.

Consider the components you are looking to house (AV Receiver, Blu-ray, DVR, gaming console, etc.) including a center speaker, soundbar, subwoofer or media storage. Allow for a couple of open spots as well to provide space for your system to grow. Smaller components can be stacked to save space, but avoid stacking components that generate a lot of heat, such as a receiver, DVR or gaming console.

DESIGN

Design matters. But design is much more than just a pretty face. Your furniture should look great when the system is off, but more importantly should allow your system to function flawlessly when it is on.

PLACEMENT

Consider where your furniture will be placed. Is the location that you have in mind along a wall or in a corner? Corner media cabinets or cabinets that swivel make smart use of smaller spaces. Will you be watching TV while sitting on a sofa, at your desk or in the bedroom? The center of your screen should be at eye level to minimize neck strain. Most sofas have a seating height of 18" to 22" off the floor, putting eye level around 40" to 48" (depending on your TV size). In an office or the bedroom, the TV is usually higher so that it can be viewed from a seated position or over the foot of the bed.

FEATURES

Media furniture does more than simply house your electronics. Choose furniture that is sturdy, well-made, full-featured and engineered to last. Quality furniture will offer you a lifetime of enjoyment. Here are some features to keep in mind when deciding what solution will best meet your needs:

■ Adjustability & Accessibility

Adjustable shelves allow you to reconfigure your system as your needs change. You should have easy access to the rear of your components and connections. Furniture that includes wheels for easy movement and has removable back panels makes for simple set-up and maintenance.

■ Cable Management

TV and electronic cables can turn into a frustrating, tangled mess. Look for integrated wire management that allows you to connect your components while keeping cables neatly controlled and out of sight.

■ Storage

A media system often turns into more than just components and a TV. Whether you want to incorporate speakers into your furniture or you want a place to house your media collection, consider solutions that allow you to keep items organized and accessible.

■ Strength

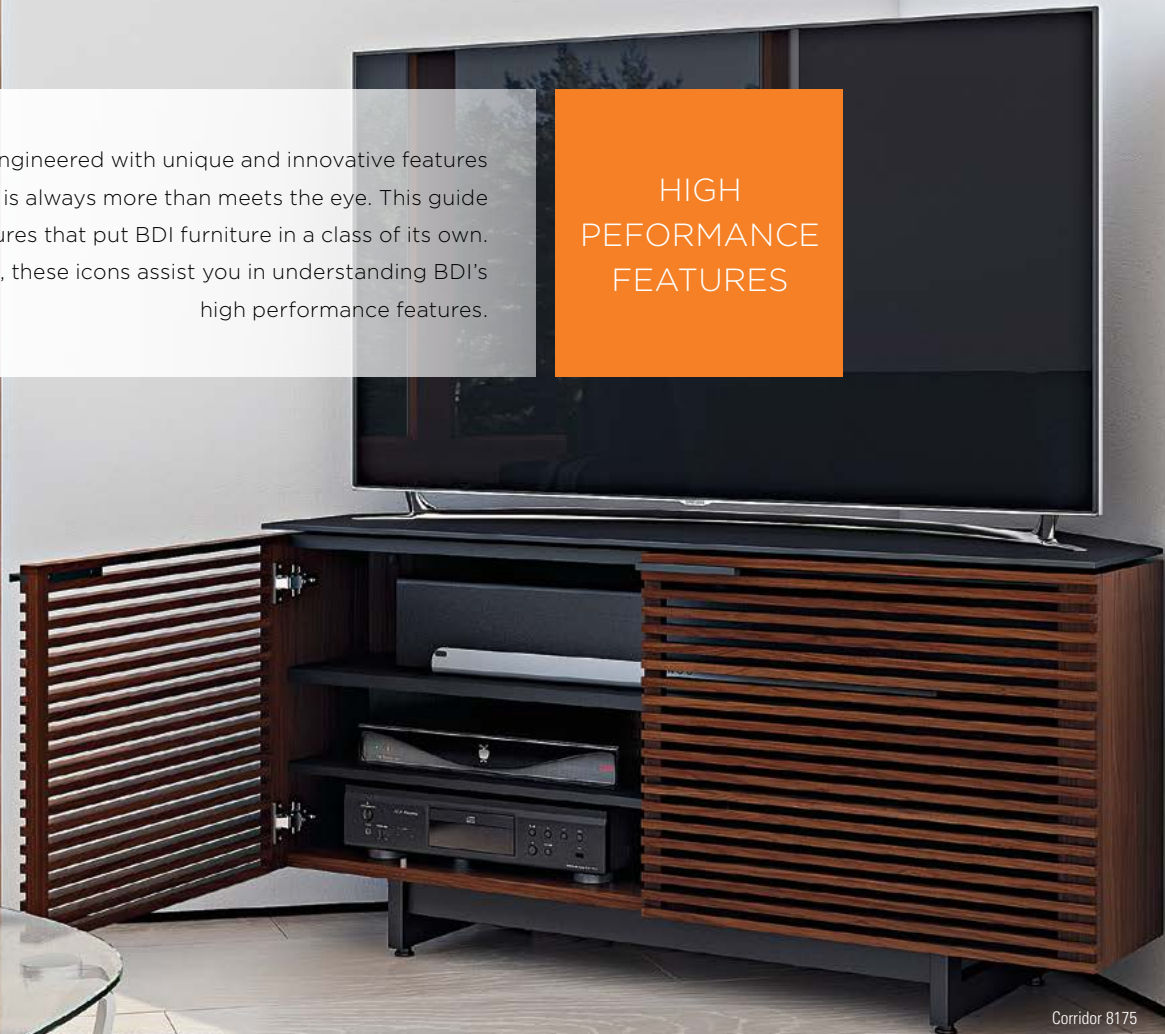
While many components are lightweight, receivers and multisc disc changers can weigh in excess of 40 lbs and TVs can be 75–150 lbs. For sturdy support, furniture should include structural supports and glass should be tempered whenever possible.

■ Ventilation

Your system shouldn't only look cool, it should stay cool. Components produce a lot of heat, and that heat has to go somewhere. Furniture should include ventilation to promote airflow and allow heat to escape.

BDI media cabinets are engineered with unique and innovative features inside and out, so there is always more than meets the eye. This guide outlines the features that put BDI furniture in a class of its own. Throughout this booklet, these icons assist you in understanding BDI's high performance features.

HIGH PERFORMANCE FEATURES



Corridor 8175



ARENA TV MOUNT COMPATIBLE

Models that feature this icon are compatible with the Arena Flat Panel TV Mount, models 9970 and/or 9972 (see page 54).



ADJUSTABLE SHELVES

Adjustable shelves rest on rubber-padded steel shelf pins to minimize transfer of vibration; threaded inserts allow you to adjust shelf heights as needed.



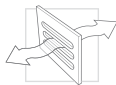
CABLE MANAGEMENT

BDI furniture is engineered to keep cables and power cords controlled and out of sight. Integrated routing channels neatly conceal interconnect cables.



CORNER FRIENDLY

BDI designs featuring this icon are specifically engineered for positioning in a corner, maximizing the space with a minimal footprint.



FLOW-THROUGH VENTILATION

BDI cabinets facilitate airflow through generous ventilation slots integrated into the bottom panels, shelves and removable back panels.



HIDDEN WHEELS

Even when fully loaded, models with wheels can be easily moved away from the wall for easy access to cables and connections.



INTEGRATED LEVELERS

Includes easily adjustable levelers that compensate for minor variations in the floor.



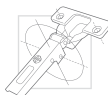
INTEGRATED SWIVEL

Swivel the unit for a better view, easy access to connections or just to turn the screen away from unwanted light.



IR-FRIENDLY GLASS/DOOR

Glass doors and windows keep components out of sight yet easily accessible by Infrared (IR) remote controls.



PRECISION HARDWARE

Hardware connections are carefully engineered for ease of assembly and long-lasting durability. Every detail has been thoughtfully engineered.



REMOVABLE BACK PANEL

BDI cabinets are engineered with removable or sliding back panels for easy access to components and connections.



SOUNDBAR PLATFORM

This generously sized platform or shelf places a soundbar at the perfect position and allows for complete sound dispersion.



SPEAKER COMPARTMENT

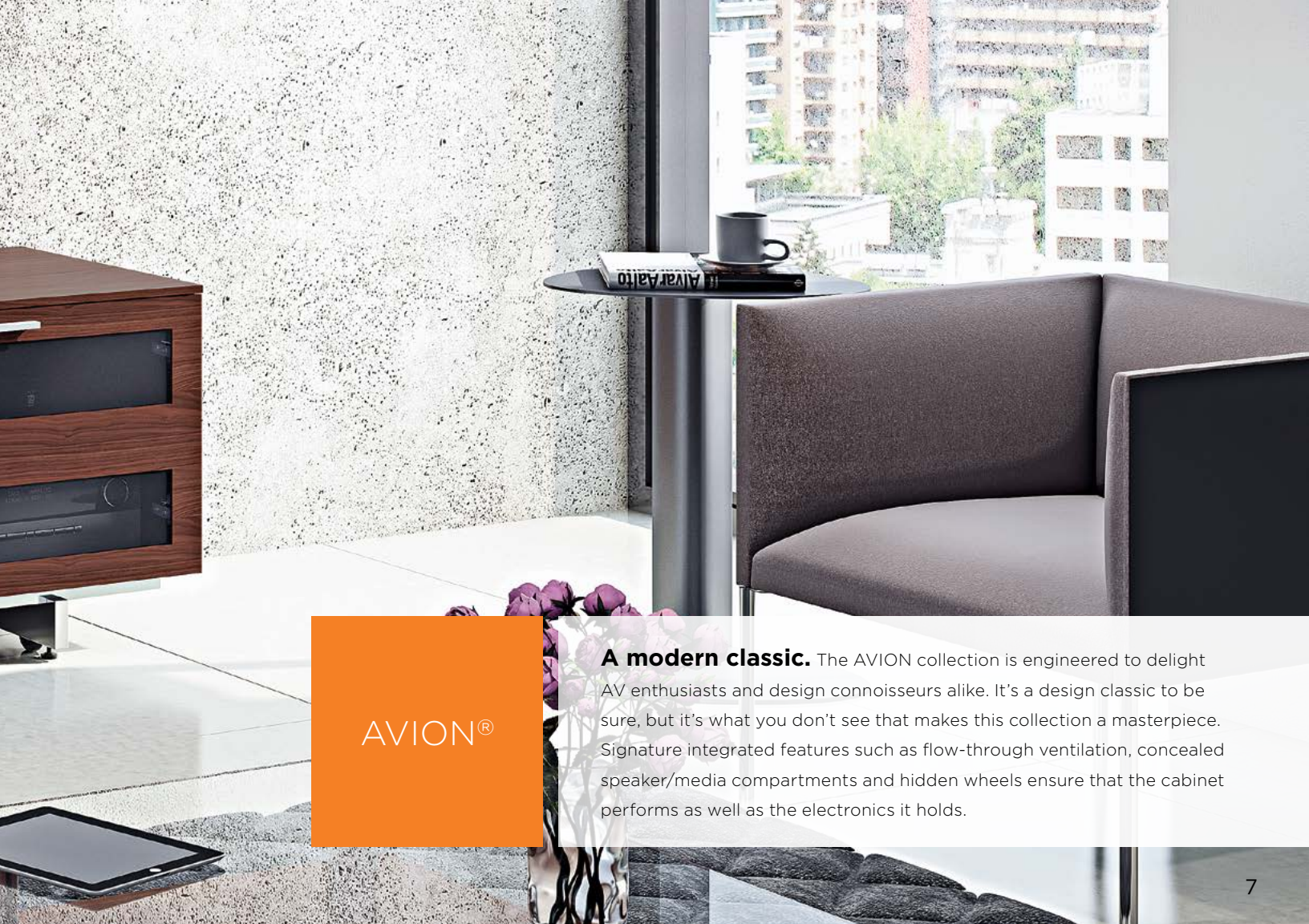
Select models include a concealed compartment designed for use with a center channel speaker, allowing a speaker's sound to freely pass through.



TEMPERED GLASS

BDI furniture incorporates tempered (toughened) glass that is virtually shatterproof and four to five times stronger than standard glass.





AVION®

A modern classic. The AVION collection is engineered to delight AV enthusiasts and design connoisseurs alike. It's a design classic to be sure, but it's what you don't see that makes this collection a masterpiece. Signature integrated features such as flow-through ventilation, concealed speaker/media compartments and hidden wheels ensure that the cabinet performs as well as the electronics it holds.



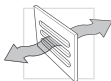
ARENA MOUNT
COMPATIBLE



ADJUSTABLE
SHELVES



CABLE
MANAGEMENT



FLOW-THROUGH
VENTILATION



HIDDEN
WHEELS



INTEGRATED
LEVELERS



IR-FRIENDLY
GLASS



PRECISION
HARDWARE



REMOVABLE
BACK PANEL



SPEAKER
COMPARTMENT



TEMPERED
GLASS



AVION 8925

Make the most of smaller spaces with the Avion 8925 corner media cabinet. Tapered rear panels allow it to nestle neatly into corners while still looking great when flat against a wall. It includes four adjustable component compartments and side shelves for media or a gaming console.

Recommended TV Size	up to 60"
Arena TV Mount Compatibility	9972
Overall Dimensions (H x W x D)	22.5 x 50 x 22 in 57 x 127 x 56 cm



8925



8925



AVION 8928

Ideal for small spaces or anywhere a TV needs to be a little higher such as a bedroom or an office, Avion 8928 includes a top speaker/component compartment, adjustable lower component shelves, and a dedicated space for a gaming console.

Recommended TV Size	up to 55"
Arena TV Mount Compatibility	9972
Overall Dimensions (H x W x D)	28.75 x 47.5 x 22 in 73 x 121 x 56 cm
Top Compartment (H x W x D)	
for speaker use	8 x 45.25 x 12 in 20 x 114 x 30 cm
for component use (x2)	8 x 22.5 x 18.25 in 20 x 57 x 46 cm



8928



8928

AVION

For more information, visit
bdiusa.com/avion



AVION 8927

At home in any family room, Avion 8927 has plenty of space for a complete media system. In addition to copious component storage in the side and bottom compartments, the removable center drawer can house a speaker and media collection.

Recommended TV Size	up to 75"
Arena TV Mount Compatibility	9970 and 9972
Overall Dimensions (H x W x D)	22.5 x 65 x 22 in 57 x 166 x 56 cm
Speaker/Media Drawer (H x W x D)	7.25 x 22.75 x 15.75 in 18 x 58 x 40 cm



AVION 8929

Providing greater width for even larger TVs, Avion 8929 shares many of the features of the 8927 and adds an additional component shelf in the bottom center compartment. On both models the center drawer can be removed to create an open speaker shelf if desired.

Recommended TV Size	up to 82"
Arena TV Mount Compatibility	9970 and 9972
Overall Dimensions (H x W x D)	22.5 x 77 x 22 in 57 x 196 x 56 cm
Speaker/Media Drawer (H x W x D)	7.25 x 34.5 x 15.5 in 18 x 88 x 39 cm

NATURAL
STAINED
CHERRY

ESPRESSO
STAINED OAK

CHOCOLATE
STAINED
WALNUT



8927



8929



8929

Hide and go sleek. AVION NOIR is loaded with the features that you would expect from a cabinet bearing the AVION name. Grey-tinted glass doors span the front of the black cabinet to conceal and protect components while still allowing remote control access. The center drawer's glass panel can be replaced with the supplied fabric panel for use with a center speaker.

AVION®
NOIR



ARENA MOUNT
COMPATIBLE



ADJUSTABLE
SHELVES



CABLE
MANAGEMENT



FLOW-THROUGH
VENTILATION



HIDDEN
WHEELS



INTEGRATED
LEVELERS



IR-FRIENDLY
GLASS



PRECISION
HARDWARE



REMOVABLE
BACK PANEL



SPEAKER
COMPARTMENT



TEMPERED
GLASS



AVION NOIR 8937

Avion Noir 8937 keeps components out of sight, yet easily accessible via IR remote. This model offers plenty of space for a complete media system, with component storage in the side and bottom compartments, and a removable speaker/media drawer.

Recommended TV Size	up to 75"
Arena TV Mount Compatibility	9970 and 9972
Overall Dimensions (H x W x D)	22.5 x 65 x 22 in 57 x 166 x 56 cm
Speaker/Media Drawer (H x W x D)	7.25 x 22.75 x 15.75 in 18 x 58 x 40 cm



8937

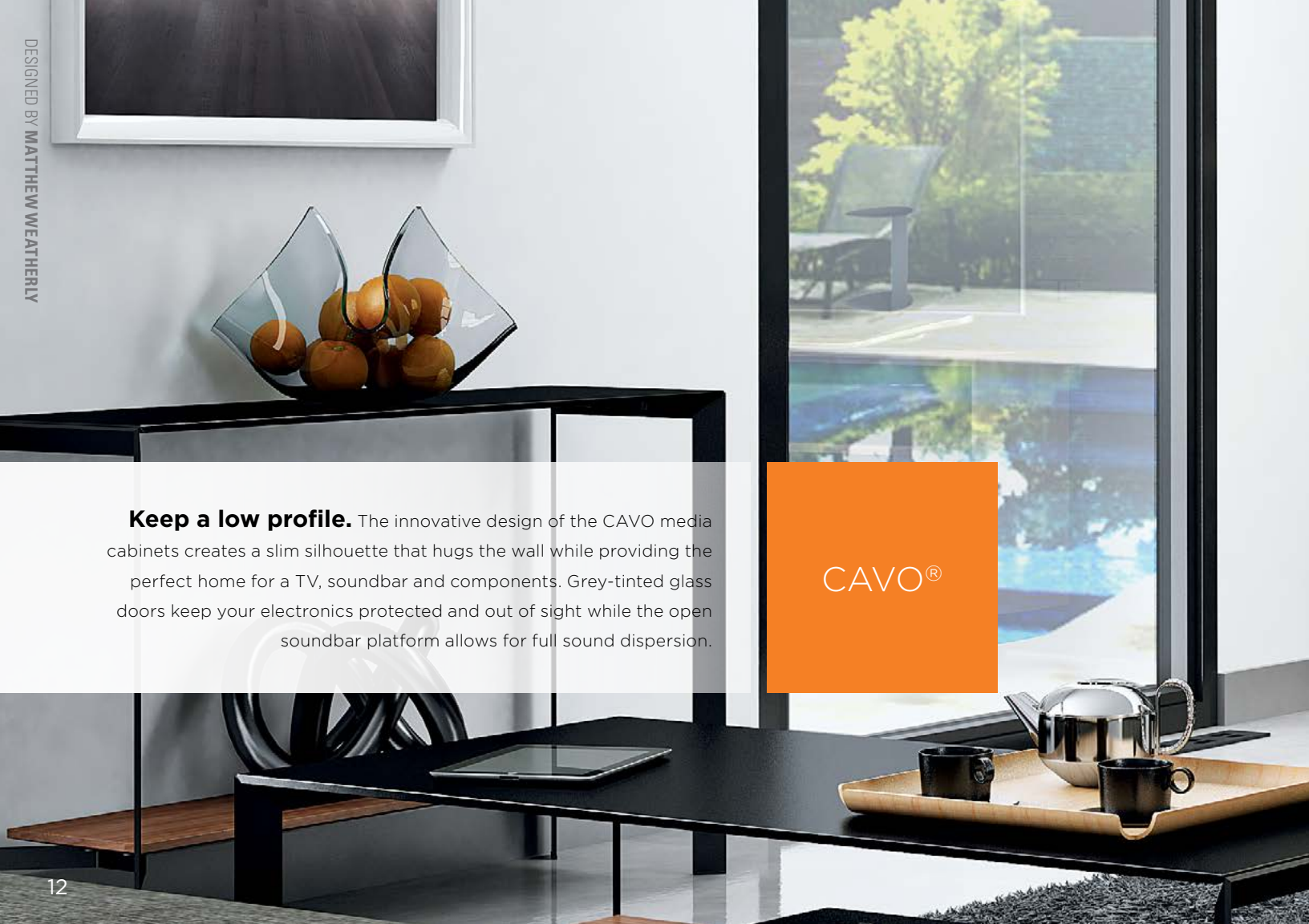
AVION NOIR

For more information, visit
bdiusa.com/avion-noir



Shown with Arena TV Mount

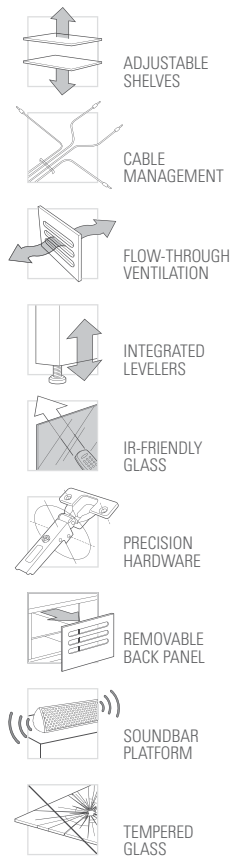
BLACK
STAINED OAK



Keep a low profile. The innovative design of the CAVO media cabinets creates a slim silhouette that hugs the wall while providing the perfect home for a TV, soundbar and components. Grey-tinted glass doors keep your electronics protected and out of sight while the open soundbar platform allows for full sound dispersion.

CAVO®





CAVO 8167

A treat for the eyes and ears, Cavo 8167 is the striking focal point of any media system. The open platform is designed to give a soundbar speaker room to perform while the lower cabinet's flip-down door provides easy access to component compartments.

Recommended TV Size	up to 70"
Arena TV Mount Compatibility	N/A
Overall Dimensions (H x W x D)	23.25 x 70 x 18 in 59 x 178 x 46 cm
Speaker Compartment (H x W x D)	7 x 58.1 x 10.9 in 18 x 147.8 x 27.9 cm



8167



CAVO 8168

Cavo 8168 is perfect for medium-sized systems or anywhere you want the TV to be a little higher. Beneath its open soundbar platform, adjustable component compartments are concealed behind grey-tinted glass doors.

Recommended TV Size	up to 60"
Arena TV Mount Compatibility	N/A
Overall Dimensions (H x W x D)	27 x 58 x 16 in 69 x 147 x 41 cm
Speaker Compartment (H x W x D)	7 x 46 x 11.1 in 18 x 116.9 x 28.4 cm



8167



8168



CAVO

For more information, visit
bdiusa.com/cavo

GRAPHITE

ESPRESSO
STAINED OAK

NATURAL
WALNUT



8168



8168





CORRIDOR®

Bold and beautiful. Form and function intertwine in the award-winning CORRIDOR collection. Thoughtfully designed with technology in mind, louvered doors allow a speaker's sound and a remote control signal to pass through while keeping components neatly out of sight. Available in five models, the cabinets are accented with a black, micro-etched glass top and black steel legs.



CABLE
MANAGEMENT



FLOW-THROUGH
VENTILATION



HIDDEN
WHEELS



INTEGRATED
LEVELERS



PRECISION
HARDWARE



REMOVABLE
BACK PANEL



SOUNDBAR
PLATFORM



TEMPERED
GLASS



CORRIDOR 8172

The Corridor 8172 audio tower is an audiophiles delight. The door can open from left or right and conceals dual-depth compartments that can be configured for components, CDs and albums. Top it off with a turntable for your vinyl collection and let the music flow.

Recommended TV Size	N/A
Arena TV Mount Compatibility	N/A
Overall Dimensions (H x W x D)	44.75 x 22 x 22 in 114 x 56 x 56 cm



CORRIDOR 8173

Low in stature but high in performance, Corridor 8173 is sized for large TVs where the screen needs to be a bit lower. Fully featured, the four compartment-wide cabinet includes an open center section suitable for use with many soundbar speakers (up to 38.1 in | 97 cm wide).

Recommended TV Size	up to 85"
Arena TV Mount Compatibility	9970 and 9972
Overall Dimensions (H x W x D)	21 x 79.25 x 20.25 in 53 x 201 x 51 cm





CORRIDOR 8175

The Corridor 8175 corner media cabinet gets maximum use from a minimal footprint with tapered rear panels that allow it to fit neatly into corners. The fixed top shelf can house a soundbar or components and two lower shelves provide additional storage.

Recommended TV Size	up to 55"
Arena TV Mount Compatibility	9972 (base of mount will be visible)
Overall Dimensions (H x W x D)	25 x 50.25 x 20 in 63 x 128 x 51 cm
Speaker Shelf (H x W x D)	6.9 x 48.5 x 8.4 in 17.6 x 123.3 x 21.4 cm



8175





CORRIDOR

For more information, visit
bdiusa.com/corridor



CORRIDOR 8177

Corridor 8177 is full of surprises. Three doors conceal a full width shelf for use with a soundbar or components, with additional component storage on the lower side shelves. The center door pulls out to reveal a convenient storage drawer for a complete media collection.

Recommended TV Size	up to 70"
Arena TV Mount Compatibility	9972 (base of mount will be visible)
Overall Dimensions (H x W x D)	28.25 x 65 x 20.25 in 72 x 166 x 51 cm
Speaker Compartment (H x W x D)	7.8 x 61.7 x 8.2 in 20 x 156.8 x 21 cm



8177



CORRIDOR 8179

A beautiful console in its own right, the Corridor 8179 media console is equipped to handle the needs of most any system. Four compartments wide, the center double doors open to reveal a wide shelf suitable for a small soundbar (up to 38.1 in | 97 cm wide), large center channel speaker or components.

Recommended TV Size	up to 85"
Arena TV Mount Compatibility	9972 (base of mount will be visible)
Overall Dimensions (H x W x D)	28.25 x 79.25 x 20.25 in 72 x 201 x 51 cm
Center Compartment (H x W x D)	17.4 x 38.1 x 16 in 44.3 x 97 x 40.7 cm



8179

CORRIDOR 8171 LOW LEG KIT

Corridor 8177 and 8179 have taller legs than the other models. If you would like to lower these cabinets, this optional accessory provides you with shorter legs (as seen on models 8173 & 8175), reducing overall height by 3.75 in | 9.5 cm.



8171

WHITE OAK

CHOCOLATE
STAINED
WALNUT

Safe harbor. Anchor your system with the striking MARINA media cabinet. Designed to complement any contemporary living space, this cabinet is full of integrated features engineered to enhance your entertainment experience.

MARINA™

DESIGNED BY CRISTIAN WICHA



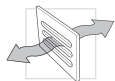
ARENA MOUNT
COMPATIBLE



ADJUSTABLE
SHELVES



CABLE
MANAGEMENT



FLOW-THROUGH
VENTILATION



HIDDEN
WHEELS



INTEGRATED
LEVELERS



IR-FRIENDLY
GLASS



PRECISION
HARDWARE



REMOVABLE
BACK PANEL



TEMPERED
GLASS



MARINA 8729-2

With its high gloss, polyurethane finish, the Marina 8729-2 media cabinet is the perfect complement to any modern system. The open center compartment is home to a center speaker and components are neatly housed in side and lower compartments.

Recommended TV Size

up to 82"

Arena TV Mount Compatibility

9970 and 9972

Overall Dimensions (H x W x D)

23.5 x 73 x 22 in | 60 x 185 x 56 cm

Open Compartment (H x W x D)

8 x 30.75 x 16.25 in | 20 x 78 x 41 cm

MARINA

For more information, visit
bdiusa.com/marina



Shown with Arena TV Mount



8729-2



8729-2

GLOSS BLACK

GLOSS WHITE

It's no illusion. A perfect choice for a state-of-the-art system, the MIRAGE collection keeps components neatly concealed while allowing the eye to focus on the screen. Anything but basic black, all three models feature black glass tops, grey-tinted glass doors, and satin black details; the Semblance edition is finished with BDI's unique micro-etched black glass.

MIRAGE™





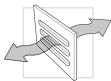
ARENA MOUNT
COMPATIBLE



ADJUSTABLE
SHELVES



CABLE
MANAGEMENT



FLOW-THROUGH
VENTILATION



HIDDEN
WHEELS



INTEGRATED
LEVELERS



IR-FRIENDLY
GLASS



PRECISION
HARDWARE



REMOVABLE
BACK PANEL



TEMPERED
GLASS



MIRAGE 8222

Whether you're spinning an LP or simply housing additional components, the Mirage 8222 audio tower is deceptively simple in its design. But this sleek workhorse includes four adjustable shelves and is fully ventilated, allowing your system to breathe while you rock and roll.

Recommended TV Size	N/A
Arena TV Mount Compatibility	N/A
Overall Dimensions (H x W x D)	40.25 x 22 x 22 in 102 x 56 x 56 cm



MIRAGE 8224

A great choice for smaller systems and compact spaces, Mirage 8224 includes two adjustable component compartments concealed behind grey-tinted glass doors. Partner it with the Mirage 8222 audio tower for additional storage.

Recommended TV Size	up to 47"
Arena TV Mount Compatibility	9972
Overall Dimensions (H x W x D)	19.5 x 41 x 20 in 50 x 105 x 51 cm



8222



8224



MIRAGE

For more information, visit
bdiusa.com/mirage



MIRAGE 8227-2

Mirage 8227-2 is the perfect partner for a gloss black TV. The cabinet features three component compartments, each with an adjustable shelf. Like all Mirage cabinets it includes integrated cable management, hidden wheels, and IR-friendly glass doors.

Recommended TV Size	up to 65"
Arena TV Mount Compatibility	9970
Overall Dimensions (H x W x D)	19.5 x 61 x 22 in 50 x 155 x 56 cm



MIRAGE SEMBLANCE EDITION 8237

Designed to coordinate with the Semblance Modular System (page 40), Mirage 8237 features black, micro-etched surfaces that give an opaque appearance while remaining IR-remote compatible. Beautiful alone or as part of a complete Semblance system.

Recommended TV Size	up to 65"
Arena TV Mount Compatibility	9970
Overall Dimensions (H x W x D)	19.5 x 61 x 22 in 50 x 155 x 56 cm



8227-2



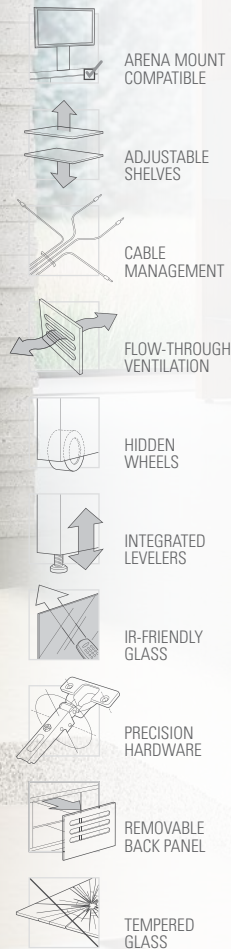
8237

BLACK



Simply modern. Three distinct finishes lend the NORA collection to a multitude of settings. NORA is available in two profiles: a standard depth for larger systems and NORA SLIM, a shallower version that's ideal for systems with smaller components. The open center compartment is designed for use with a speaker or small soundbar while components are discreetly housed behind glass doors.

NORA™



NORA

For more information, visit
bdiusa.com/nora



NORA 8239

For larger systems, Nora 8239 is a full 22 in | 56 cm deep leaving plenty of room for full-to-oversized components. The open compartment accommodates a small soundbar, center speaker or components, while additional components are stored behind glass doors.

Recommended TV Size	up to 82"
Arena TV Mount Compatibility	9970
Overall Dimensions (H x W x D)	20.25 x 76.75 x 22 in 51 x 195 x 56 cm
Open Compartment (H x W x D)	7.25 x 36.5 x 10 in 18 x 93 x 25 cm



NORA 8239-S

Nora Slim 8239-S is shallower at 18.5 in | 47 cm deep, but this media cabinet packs a lot of performance into its smaller footprint. The open compartment is designed for a speaker or soundbar while components are stored behind its IR-remote compatible doors.


Recommended TV Size	up to 82"
Arena TV Mount Compatibility	9970
Overall Dimensions (H x W x D)	20.25 x 76.75 x 18.5 in 51 x 195 x 47 cm
Open Compartment (H x W x D)	7.25 x 36.5 x 5.25 in 18 x 93 x 13 cm

BLACK

NATURAL
WALNUT



8239



- Gloss Black with Grey Tinted Glass Doors
- Natural Walnut with Black Micro-etched Glass Doors
- Gloss White with White Micro-etched Glass Doors

GLOSS WHITE





NOVIA %

Every theater needs a stage.

Novia may appear to have the traditional styling of classic furniture, but a closer look reveals a wealth of modern innovations. Engineered for high performance, signature features include hidden wheels, cable management and flow-through ventilation. In addition, models include dedicated storage for gaming consoles, speakers and media.



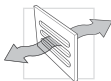
ARENA MOUNT
COMPATIBLE



ADJUSTABLE
SHELVES



CABLE
MANAGEMENT



FLOW-THROUGH
VENTILATION



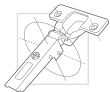
HIDDEN
WHEELS



INTEGRATED
LEVELERS



IR-FRIENDLY
GLASS



PRECISION
HARDWARE



REMOVABLE
BACK PANEL



SPEAKER
COMPARTMENT



TEMPERED
GLASS



NOVIA 8421

Designed for corners, Novia 8421 is engineered to make full use of its small footprint. The top door flips down to reveal a multifunction compartment for use with a concealed soundbar, speaker or components. The lower cabinet conceals a column of components and media storage.

Recommended TV Size	up to 50"
Arena TV Mount Compatibility	N/A
Overall Dimensions (H x W x D)	31 x 45 x 22 in 79 x 114 x 56 cm
Top Compartment (H x W x D)	
for speaker use	8 x 37.5 x 10.5 in 20 x 95 x 26 cm
for component use (x2)	8 x 19.25 x 16 in 20 x 48 x 40 cm

8421



NOVIA 8428

Novia 8428's top door flips down to reveal a multifunction compartment for use with a soundbar, speaker or components. Behind its lower doors are two adjustable component compartments and a dedicated home for a gaming station.

Recommended TV Size	up to 55"
Arena TV Mount Compatibility	9972
Overall Dimensions (H x W x D)	29 x 52 x 22 in 74 x 132 x 56 cm
Top Compartment (H x W x D)	
for speaker use	8.5 x 43.5 x 10.5 in 21 x 110 x 26 cm
for component use (x2)	8.5 x 20.5 x 17.25 in 21 x 51 x 43 cm

8428

8428



NOVIA

For more information, visit
bdiusa.com/novia



NOVIA 8429-2

An impressive centerpiece for any system, the Novia 8429 media cabinet has plenty of storage for a host of components behind its IR-friendly doors. The multifunction center drawer has a fabric panel to allow a speaker's sound to pass through and also includes space for media storage.

Recommended TV Size	up to 82"
Arena TV Mount Compatibility	9970 and 9972
Overall Dimensions (H x W x D)	23 x 74 x 22 in 59 x 188 x 56 cm
Speaker/Media Drawer (H x W x D)	7 x 24.75 x 14.25 in 17 x 62 x 36 cm



8429-2



Shown with Arena TV Mount

COCOA
STAINED
CHERRY

NATURAL
STAINED
CHERRY



Curve appeal. OLA's curvaceous silhouette is sure to make heads turn. The striking design features curved, grey-tinted glass doors that elegantly keep components out of view. Its open center compartment is designed for use with a speaker, media or additional electronics.

OLA™





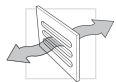
ARENA MOUNT
COMPATIBLE



ADJUSTABLE
SHELVES



CABLE
MANAGEMENT



FLOW-THROUGH
VENTILATION



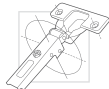
HIDDEN
WHEELS



INTEGRATED
LEVELERS



IR-FRIENDLY
GLASS



PRECISION
HARDWARE



REMOVABLE
BACK PANEL

OLA

For more information, visit
bdiusa.com/ola



OLA 8137

Shapely curves and thoughtful features make the Ola 8137 media cabinet an eye-catching design. Components are concealed behind gently curved glass doors and the open compartment can be used for a speaker, media or additional electronics.

Recommended TV Size

up to 75"

Arena TV Mount Compatibility

9972

Overall Dimensions (H x W x D)

19 x 69 x 21.25 in | 48 x 175 x 54 cm

Open Compartment (H x W x D)

11.8 x 25.9 x 13.5 in | 30 x 65.8 x 34.4 cm



Shown with Arena TV Mount



8137



8137

CHOCOLATE
STAINED
WALNUT

SATIN WHITE

35

A cabinet with a twist. Your media system will take shape with the curved lines of the REVO collection. The design's elliptical footprint is versatile for any room of the house and its integrated swivel base is particularly good for corners.

REVO™



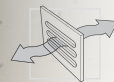
ADJUSTABLE
SHELVES



CABLE
MANAGEMENT



CORNER
FRIENDLY



FLOW-THROUGH
VENTILATION



INTEGRATED
SWIVEL



IR-FRIENDLY
GLASS



PRECISION
HARDWARE



REMOVABLE
BACK PANEL

REVO

For more information, visit
bdiusa.com/revo



REVO 9980

Revo 9980's unique elliptical shape and swivel base make it great for corners, small spaces and bedrooms. The open shelf is designed for use with a speaker, media or components, while additional components are housed behind the cabinet's curved door.

Recommended TV Size	up to 37"
Arena TV Mount Compatibility	N/A
Overall Dimensions (H x W x D)	34 x 30 x 20.5 in 86 x 76 x 52 cm
Open Compartment (H x W x D)	8 x 20 x 14.75–19.5 in 20 x 51 x 37–49 cm



REVO 9981

The open top compartment of Revo 9981 can accommodate a small soundbar, allowing you to create a complete media system within a compact footprint. With a locking swivel base, any seat can be the best in the house.

Recommended TV Size	up to 58"
Arena TV Mount Compatibility	N/A
Overall Dimensions (H x W x D)	26 x 54 x 24 in 66 x 137 x 61 cm
Open Compartment (H x W x D)	8 x 40.75 x 13.5–16.5 in 20 x 104 x 34–41 cm



9980



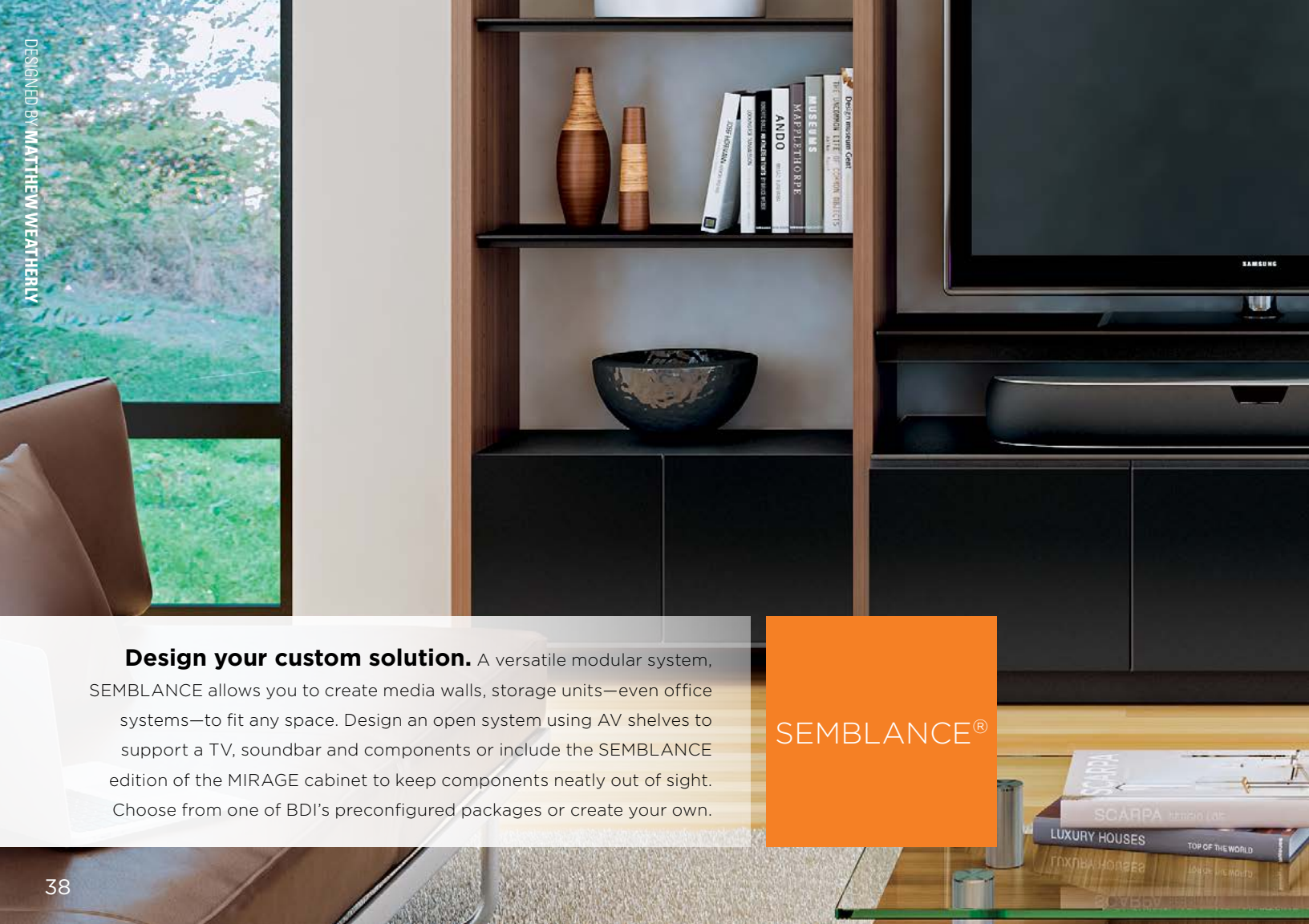
9980



9981

NATURAL
STAINED
CHERRY

ESPRESSO
STAINED OAK



Design your custom solution. A versatile modular system, SEMBLANCE allows you to create media walls, storage units—even office systems—to fit any space. Design an open system using AV shelves to support a TV, soundbar and components or include the SEMBLANCE edition of the MIRAGE cabinet to keep components neatly out of sight. Choose from one of BDI's preconfigured packages or create your own.

SEMBLANCE®





BDI'S ONLINE CONFIGURATION
TOOL ALLOWS YOU TO
EASILY CREATE YOUR CUSTOM
SEMBLANCE SYSTEM.

DESIGN YOUR SYSTEM BY VISITING
BDIUSA.COM/SEMBLANCE



SEMBLANCE

For more information, visit
bdiusa.com/semblance



5423-TC

79.5H x 99.75W x 16.5D in
202H x 254W x 42D cm



5423-TE

79.5H x 130W x 16.5D in
202H x 331W x 42D cm



5423-TH

79.5H x 99.75W x 22D in
202H x 254W x 56D cm



5423-TJ

79.5H x 130W x 22D in
202H x 331W x 56D cm



5454-GH

79.5H x 130.25W x 16.5D in
202H x 331W x 42D cm



5455-JF

79.5H x 130.25W x 16.5D in
202H x 331W x 42D cm



5473-TD

29H x 99.75W x 22D in
74H x 254W x 56D cm



5474-TR

79.5H x 132W x 16.5D in
202H x 335W x 42D cm

Semblance Packages

SEMBLANCE is available in eight preconfigured media packages. Individual components may be arranged however you choose and additional components can be added to create a custom solution. SEMBLANCE can also be used to create custom storage systems and complete offices.

Semblance Components

SEMBLANCE is a versatile collection of components that can be used to create stunning wall systems. By combining tall or low panels with single or double width shelves, cabinets, and more, you can create a custom solution for any environment. Start from scratch or select one of our preconfigured packages.

VERTICAL PANELS

Beautifully finished panels are the starting point. Select between two heights and four finishes. Panels are fitted with threaded inserts positioned in increments of 2.5 in | 64 mm allowing for simple and repeated reconfiguration and reassembly. All panels include integrated levelers to accommodate for variations in the floor.

END PANELS have threaded inserts on one side while the other side does not, designed to be the outer end of any Semblance system. End panels include wall mount brackets to secure your system to a wall. Available in two heights: 79.5 in | 202 cm and 29 in | 74 cm.

15020

Tall End Panel Set – 79.5" (set of 2)

15021

Tall End Panel – 79.5"

15023

Low End Panel – 29"

DIVIDER PANELS have threaded inserts on both sides, and are used as the inner panels of a system. Available in two heights: 79.5 in | 202 cm and 29 in | 74 cm.

15025

Tall Divider Panel – 79.5"

15028

Low Divider Panel – 29"

TRANSITION PANEL are used to move from a tall shelving area to a lower one (or vice versa). One side has threaded inserts the full height of the panel, while the other has inserts up to 29 in | 74 cm. Panel is reversible and available in one height: 79.5 in | 202 cm.

15026

Tall Transition Panel – 79.5"



15020



15021



15023



15025



15028



15026

STORAGE OPTIONS

Here's where it gets fun! Build your SEMBLANCE system any way you like by adding any combination of shelves, cabinets and drawers.

SHELVES are constructed of black, micro-etched glass and rest securely on full-length steel supports. Available in three widths: single-width (15.5 in | 40 cm), double-width (30.75 in | 78 cm) and an extra long AV shelf (62.5 in | 150 cm).

15000

Single-width Shelf



15001

Double-width Shelf



15051

AV Shelf



CABINETS provide concealed storage and are available in two widths: single-width and double-width. A complete structure, the satin black cabinets include a top, bottom, sides and back, and each black, micro-etched glass door conceals an adjustable shelf. Doors feature adjustable, soft-close hinges for smooth operation. Available in two widths: single-width (15.5 in | 40 cm) and double-width (30.75 in | 78 cm).

15010

Single-width Cabinet



15011

Double-width Cabinet



DRAWERS include a shallow top drawer that is lined with non-slip material and a deeper bottom drawer that can be used for storage or hanging letter and/or legal files. Available in two widths: single-width (15.5 in | 40 cm) and double-width (30.75 in | 78 cm).

15030

Single-width Drawers



15031

Double-width Drawers



INCLUDE A DESK IN YOUR SEMBLANCE SYSTEM TO CREATE A CUSTOM WORKPLACE. VISIT BDIUSA.COM/SEMBLANCE TO LEARN MORE.

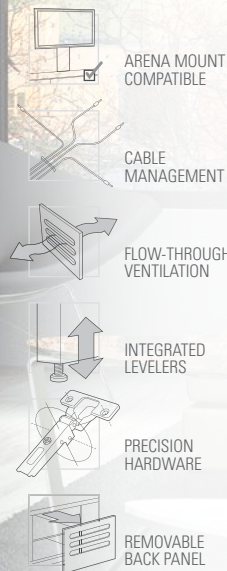


NATURAL
STAINED
CHERRY

ESPRESSO
STAINED OAK

CHOCOLATE
STAINED
WALNUT

NATURAL
WALNUT



Behind closed doors. The SIGNAL collection keeps components accessible, yet out of sight. Available in two configurations and finishes, the cabinet appears to float on a black steel base. Features include flow-through ventilation, removable back panels, integrated levelers and wire management.

SIGNAL™

SIGNAL

For more information, visit
bdiusa.com/signal



SIGNAL 8323

The low profile of Signal 8323 makes it a smart choice for a large TV where the screen needs to be a bit lower. The cabinet's open compartment can accommodate a speaker or a small soundbar and its side doors flip down for access to components.

Recommended TV Size	up to 85"
Arena TV Mount Compatibility	N/A
Overall Dimensions (H x W x D)	17.75 x 79.25 x 22.25 in 45 x 201 x 56 cm
Open Compartment (H x W x D)	7.75 x 33.5 x 17.5 20 x 85 x 44 cm



SIGNAL 8329

Raise things up a bit with the Signal 8329 media console. The open compartment is the ideal place for a speaker or soundbar, and there is plenty of space for components behind its three doors.

Recommended TV Size	up to 85"
Arena TV Mount Compatibility	9970 and 9972
Overall Dimensions (H x W x D)	26 x 79.25 x 22.25 in 66 x 201 x 56 cm
Open Compartment (H x W x D)	7.75 x 33.5 x 17.5 in 20 x 85 x 44 cm



8323



8329

GRAPHITE

NATURAL
WALNUT

Well-rounded. With a striking curved profile, the SWEEP media console beautifully showcases your media system while providing the ultimate in function. The console combines an open soundbar shelf, IR-friendly glass doors, and side storage cabinets to house everything that a complete media system needs.

SWEEP™





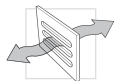
ARENA MOUNT
COMPATIBLE



ADJUSTABLE
SHELVES



CABLE
MANAGEMENT



FLOW-THROUGH
VENTILATION



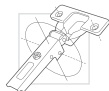
HIDDEN
WHEELS



INTEGRATED
LEVELERS



IR-FRIENDLY
GLASS



PRECISION
HARDWARE



REMOVABLE
BACK PANEL



SOUNDBAR
PLATFORM



SWEEP 8438

Its gently curved front and tapered sides highlight the design of Sweep 8438. The console includes an open soundbar platform, adjustable component shelves concealed behind grey-tinted doors, and side storage cabinets for media and a gaming station.

Recommended TV Size

up to 84"

Arena TV Mount Compatibility

9972

Overall Dimensions (H x W x D)

28 x 78 x 13.8–21 in | 71 x 199 x 35–54 cm

Open Compartment (H x W x D)

7.3 x 46 x 10.4–12.8 in | 18.7 x 117 x 26.4–32.7 cm



8438



8438

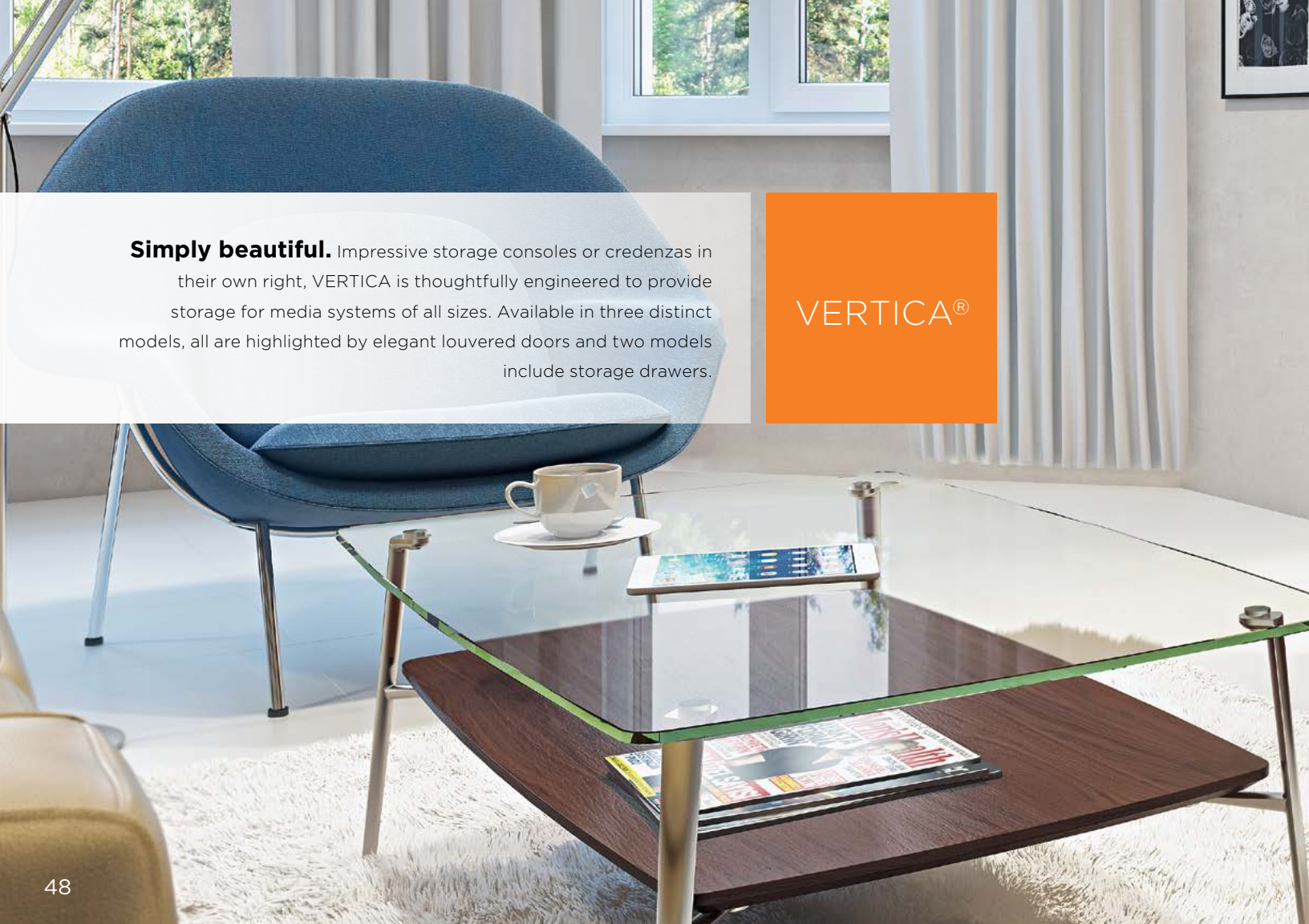


8438

CHOCOLATE
STAINED
WALNUT

SWEEP

For more information, visit
bdiusa.com/sweep



Simply beautiful. Impressive storage consoles or credenzas in their own right, VERTICA is thoughtfully engineered to provide storage for media systems of all sizes. Available in three distinct models, all are highlighted by elegant louvered doors and two models include storage drawers.

VERTICA®





ARENA MOUNT
COMPATIBLE



ADJUSTABLE
SHELVES



CABLE
MANAGEMENT



FLOW-THROUGH
VENTILATION



HIDDEN
WHEELS



INTEGRATED
LEVELERS



PRECISION
HARDWARE



REMOVABLE
BACK PANEL



VERTICA 8556

You don't need to have a large system to optimize your experience. With Vertica 8556 you have space for up to a 60" TV, a soundbar, several components, and you still have two storage drawers to keep everyday items neatly out of sight.

Recommended TV Size	up to 60"
Arena TV Mount Compatibility	9972
Dimensions (H x W x D)	30 x 54 x 18 in 76 x 137 x 46 cm
Open Compartment (H x W x D)	7.4 x 52 x 10 in 19 x 132.1 x 25.4 cm



8556

VERTICA

For more information, visit
bdiusa.com/vertica



VERTICA 8558

Store a media system and more in the generously sized Vertica 8558 media console. Sized for large TVs, this cabinet includes two adjustable component compartments and three storage drawers.

Recommended TV Size	up to 80"
Arena TV Mount Compatibility	9972
Dimensions (H x W x D)	29 x 73.5 x 20 in 74 x 187 x 51 cm



VERTICA 8559

Vertica 8559 combines louvered and paneled bypass doors that can be arranged in any position desired. The center compartment can accommodate a soundbar on its top shelf while components are stored below and on side adjustable shelves.

Recommended TV Size	up to 82"
Arena TV Mount Compatibility	9970 and 9972
Overall Dimensions (H x W x D)	22.25 x 79 x 20 in 56 x 201 x 51 cm
Center Compartment (H x W x D)	15.6 x 40.7 x 13.8 in 39.7 x 103.5 x 35.3 cm



8556



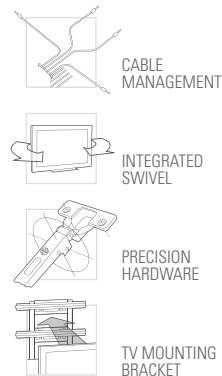
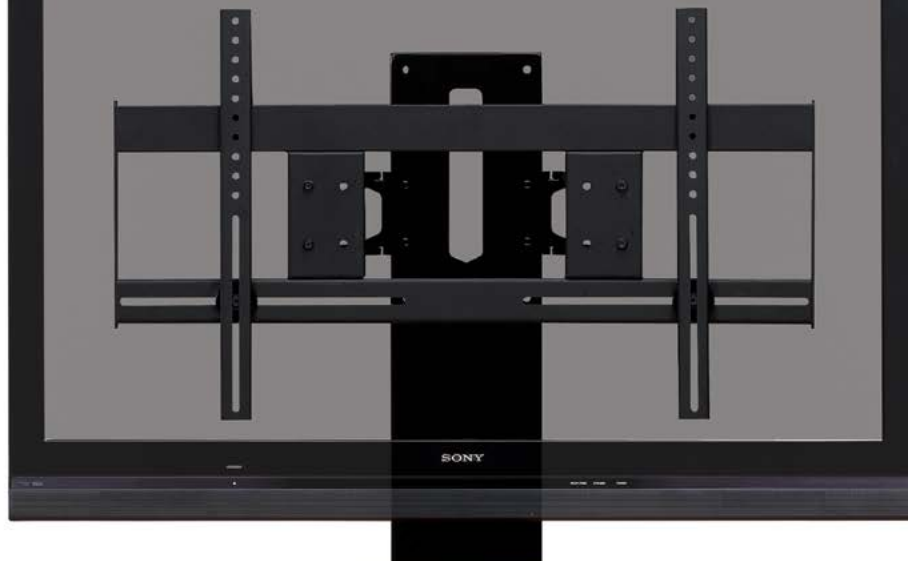
8558



8559

WHITE OAK &
SATIN WHITE

CHOCOLATE
STAINED
WALNUT



Save the walls. The ARENA TV Mount is an innovative alternative to wall-mounting a flat panel TV. Engineered in two models, ARENA 9970 attaches directly to many of BDI's cabinets, while model 9972 is a freestanding pedestal for use with other furniture.

ARENA™
TV MOUNT

ARENA

For more information, visit
bdiusa.com/arena



ARENA TV MOUNT 9970

Arena 9970 attaches securely to select BDI cabinets, allowing you to mount your TV at any height. The integrated bracket holds a TV securely yet allows you to swivel it so you always have the best view. See cabinet specifications to determine compatibility.

Recommended TV Size 40"–70"
 Overall Dimensions (H x W x D) 58.5 x 35.75 x 7.25 in 149 x 91 x 19 cm



ARENA TV MOUNT 9972

A freestanding pedestal, Arena 9972 hides discreetly behind and under a cabinet. A cabinet must have at least 12" clearance under its base and there should be no obstructions between cabinet and pedestal to accommodate model 9972's legs. See cabinet specifications to determine compatibility.

Recommended TV Size 40"–70"
 Overall Dimensions (H x W x D) 60.25 x 35.75 x 18 in 153 x 91 x 46 cm



9970















9970

9972



GLOSS BLACK

MODEL SELECTOR

PAGE	MODEL		OVERALL DIMENSIONS (H x W x D)		RECOMMENDED TV SIZE*	ARENA TV MOUNT COMPATIBILITY
INCHES	METRIC					
8	AVION 8925		22.5 x 50 x 22	57 x 127 x 56	up to 60"	9972
9	AVION 8927		22.5 x 65 x 22	57 x 166 x 56	up to 75"	9970 and 9972
8	AVION 8928		28.75 x 47.5 x 22	73 x 121 x 56	up to 55"	9972**
9	AVION 8929		22.5 x 77 x 22	57 x 196 x 56	up to 82"	9970 and 9972
11	AVION NOIR 8937		22.5 x 65 x 22	57 x 166 x 56	up to 75"	9970 and 9972
14	CAVO 8167		23.25 x 70 x 18	59 x 178 x 46	up to 70"†	—
14	CAVO 8168		27 x 58 x 16	69 x 147 x 41	up to 60"†	—
18	CORRIDOR 8172		44.75 x 22 x 22	114 x 56 x 56	—	—
18	CORRIDOR 8173		21 x 79.25 x 20.25	53 x 201 x 51	up to 85"	9970 and 9972
19	CORRIDOR 8175		25 x 50.25 x 20	63 x 128 x 51	up to 55"	9972 base of mount will be visible
21	CORRIDOR 8177		28.25 x 65 x 20.25	72 x 166 x 51	up to 70"	9972 base of mount will be visible
21	CORRIDOR 8179		28.25 x 79.25 x 20.25	72 x 201 x 51	up to 85"	9972 base of mount will be visible






* 'Recommended TV Size' is based on industry average sizes and weights. May not be suitable for TV size listed if the overall component width has been increased for side speakers. Consult manufacturer's specifications to ensure proper fit.

** Due to the height of cabinets 8428 & 8928, maximum TV size is 42" flat panel TV when used with Arena Mount 9972.

† Cavo's slim design and narrow top platform may not be suitable for a TV with a large base. Please ensure that the footprint of your TV base rests securely on the TV platform.

Furniture dimensions, specifications, materials, finishes and availability are subject to change. Please verify critical details prior to purchase by visiting BDIUSA.com.

PAGE	MODEL		OVERALL DIMENSIONS (H x W x D)		RECOMMENDED TV SIZE*	ARENA TV MOUNT COMPATIBILITY
			INCHES	METRIC		
23	MARINA 8729-2		23.5 x 73 x 22	60 x 185 x 56	up to 82"	9970 and 9972
26	MIRAGE 8222		40.25 x 22 x 22	102 x 56 x 56	—	—
26	MIRAGE 8224		19.5 x 41 x 20	50 x 105 x 51	up to 47"	9972
27	MIRAGE 8227-2		19.5 x 61 x 22	50 x 155 x 56	up to 65"	9970
29	NORA 8239		20.25 x 76.75 x 22	51 x 195 x 56	up to 82"	9970
29	NORA SLIM 8239-S		20.25 x 76.75 x 18.5	51 x 195 x 47	up to 82"	9970
32	NOVIA 8421		31 x 45 x 22	79 x 114 x 56	up to 50"	—
32	NOVIA 8428		29 x 52 x 22	74 x 132 x 56	up to 55"	9972**
33	NOVIA 8429-2		23 x 74 x 22	59 x 188 x 56	up to 82"	9970 and 9972
35	OLA 8137		19 x 69 x 21.25	48 x 175 x 54	up to 75"	9972
37	REVO 9980		34 x 30 x 20.5	86 x 76 x 52	up to 37"	—
37	REVO 9981		26 x 54 x 24	66 x 137 x 61	up to 58"	—

PAGE	MODEL		OVERALL DIMENSIONS (H x W x D)		RECOMMENDED	ARENA TV MOUNT
			INCHES	METRIC	TV SIZE*	COMPATIBILITY
45	SIGNAL 8323		17.75 x 79.25 x 22.25	45 x 201 x 56	up to 85"	—
45	SIGNAL 8329		26 x 79.25 x 22.25	66 x 201 x 56	up to 85"	9970 and 9972
47	SWEEP 8439		28 x 78 x 13.8–21	71 x 199 x 35–54	up to 84"	9972
50	VERTICA 8556		30 x 54 x 18	76 x 137 x 46	60"	9972
50	VERTICA 8558		29 x 73.5 x 20	74 x 187 x 51	80"	9972
51	VERTICA 8559		22.25 x 79 x 20	56 x 201 x 51	82"	9970 and 9972

FINISHES

BLACK/
GLOSS BLACK

WHITE/
GLOSS WHITE

COCOA
STAINED CHERRY

NATURAL
STAINED CHERRY

GRAPHITE

ESPRESSO
STAINED OAK

BLACK
STAINED OAK

WHITE OAK

CHOCOLATE
STAINED WALNUT

NATURAL WALNUT



Corridor Bar 5620

For over 30 years BDI has been a premier designer and manufacturer of high performance furniture and an industry leader in media furniture and office systems. Guided by the philosophy that everything has its place, BDI's furniture combines great design with innovative functionality to seamlessly integrate technology into the home and office environments.

BDIUSA.com

© 2015

This brochure was produced by a printer that is 100% wind powered and carbon neutral, uses a waterless printing process, and is an EPA Green Power Partner and EPA Climate Leader. It is printed on FSC® certified paper using vegetable-based inks. Please recycle.



BDi
BDIUSA.COM

MINBR4

An orange square graphic containing the text "GET IN TOUCH" in white, uppercase letters.

GET IN
TOUCH

Optimum International,
Unit 3, Crown Works, Bradford Rd,
Sandbeds, West Yorks, BD20 5LN

Tel: 0113 8347440

Email: info@optimuminternational.co.uk